

How does online appointments work and how can I consult doctor using TELEPRAC?

Online appointments allow you to easily and conveniently consult with your doctor of choice listed on TELEPRAC from the comfort of your own home or anywhere with an internet connection. With just a few clicks, you can book an appointment and consult with your doctor of choice through a video call, phone call, or instant messaging. This can be a convenient option if you are unable to visit the doctor in person or if you prefer to have a virtual consultation.

To consult with a doctor from TELEPRAC, you need to follow these steps:

1. Go to the TELEPRAC website (www.teleprac.com) and click on the "Sign Up" button.
2. Fill out the registration form with your personal information, including your name, email address, mobile number, and your role as patient. Be sure to verify your email.


The image displays the TELEPRAC website interface. At the top, a navigation menu is visible with the following items: 'Signin / Signup' (highlighted with a red box), 'Home', 'Doctors', and 'Pharmacy'. Below the navigation, the main content area is split into two sections. The left section is a login form titled 'Login TELEPRAC | Healthcare | Anytime | Anywhere'. It contains fields for 'Email or Mobile No' and 'Password', a 'Signin' button, and a 'Register' button (highlighted with a red box). The right section is a registration form with fields for 'First Name', 'Last Name', 'Email', 'Select Country Code', 'Mobile Number', 'Select role', 'Password', and 'Confirm Password'. A 'Signup' button (highlighted with a red box) is located at the bottom of the registration form. The TELEPRAC logo is visible in the top left and bottom left corners of the page.

3. In your profile settings, complete your details, including your address, blood group, height weight, or any medical history (if applicable*). Once your profile completed and verified by TELEPRAC Team, you will be able to book appointments.

Kulgam, India

- Dashboard
- My Appointments
- My Lab Appointments / Reports
- Pay For Lab Tests
- Pay For Medicines
- My Orders
- Track My Orders
- My Calendar
- Invoice
- Favourites
- My Messages
- Accounts
- Reviews
- Profile Settings**

Basic Information

 [Upload Photo](#)
Allowed: JPG, GIF or PNG.

First Name *

Last Name *

Country Code *
India(+91)

Mobile Number *

Select Gender *

Date of Birth *

Blood Group *
Select

Contact Details

Address Line 1 *

Address Line 2

Country *
India

State / Province *

City *

Postal Code *

Save Changes

4. Now search for the doctor (s) you wish to consult with and view their schedule to find a suitable time slot. Book an appointment by selecting the desired time slot and paying the appointment fee

Home / Doctor Search

15 Matches for your search

Search Filter Reset

Neurology


Gender

Male Doctor
 Female Doctor

Select Specialist

General Surgery
 Cardiology
 Neurology
 Gynaecology
 Pediatrics
 Orthopedics
 General Physician
 Gastroenterology
 Dermatology
 Urology
 Endocrinology
 Nephrology
 Pulmonology
 Nutritionist
 Psychology

Search



Dr. Subzar Dar
Neurology
★★★★★ (1)
Kulgam, India


1 Feedback
Kulgam, India
₹300

VIEW PROFILE

BOOK APPOINTMENT

Home / Booking

Booking



Dr. Subzar Dar
★★★★★ (1)
Kulgam, India

Appointment Type Online Clinics Both

Date: 09/01/2023

Monday - 09 Jan 2023

1st Session


Start Time
07:00 AM

07:00 AM 07:10 AM 07:20 AM 07:30 AM
07:50 AM 08:00 AM 08:10 AM 08:20 AM

04:10 PM 04:20 PM 04:30 PM 04:40 PM
05:00 PM 05:10 PM 05:20 PM 05:30 PM
05:50 PM 06:00 PM 06:10 PM 06:20 PM
06:40 PM 06:50 PM 07:00 PM 07:10 PM
07:30 PM 07:40 PM 07:50 PM 08:00 PM
08:10 PM

Proceed to Book

Booking Summary



Dr. Subzar Dar
★★★★★ (1)
Kulgam, India

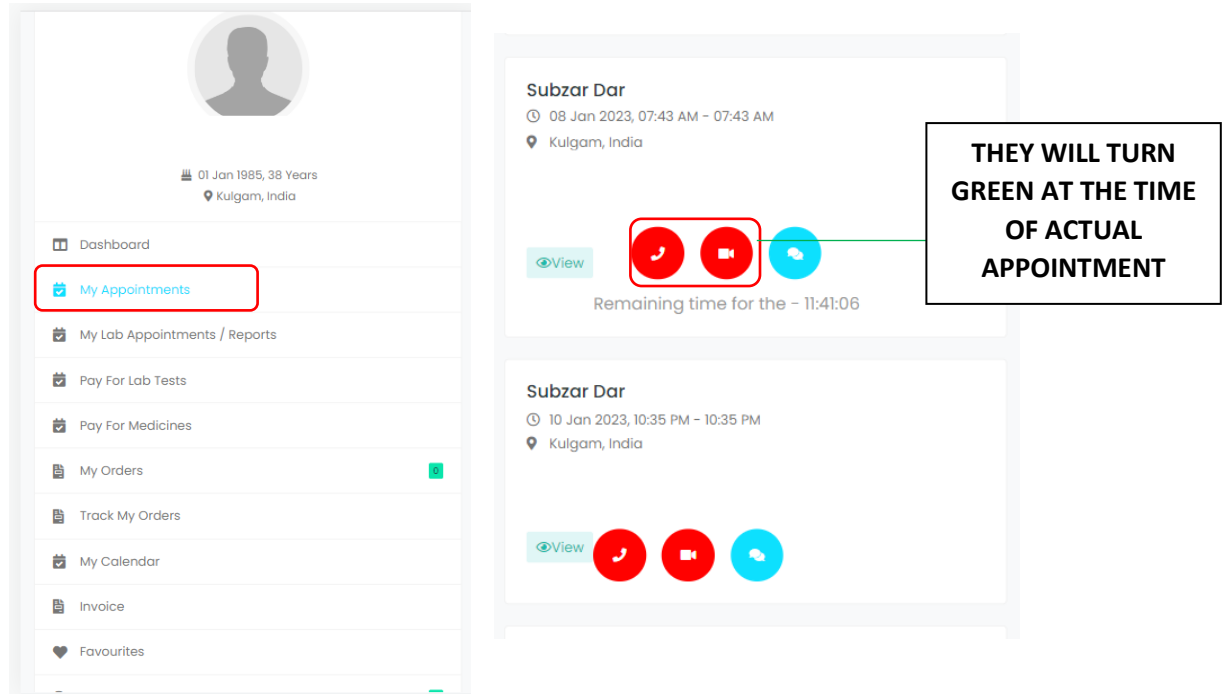
Date 09 Jan 2023
Time 06:00 PM
Appointment Fee ₹300.00
Tax (18%) ₹54.00
Discount/Redeem Points ₹0.00
Total ₹354.00

Payment Method

Credit Card
 Paypal
 Razorpay
 Pay On Arrive

Confirm and Pay with Paypal

5. Wait for the actual time of the appointment to arrive. You may receive a notification or reminder about the appointment.



6. When the actual time of the appointment arrives, your call buttons will turn green, indicating that you can start the consultation. *(In this case you can see the countdown timer, this appointment is due in 11: 41:06 hours from the time screenshots were taken)*
7. Click the call button to start the consultation with the doctor. You will be able to speak with the doctor through a video call, phone call, or instant messaging.

If you have any questions, you can contact the TELEPRAC support team at support@teleprac.com or +91-6006715123.